

Pressure Relief Valves

V07, 16-004, and V06

Compact design

V07 helps protect air operated equipment from over pressure by retarding excessive pressure buildup

16-004: Used in low-volume air tanks to retard excessive pressure buildup

V06: Helps protect water systems from excessive pressure buildup by venting water when pressure exceeds setting of the relief valve. Relief valve closes when pressure is reduced to the relief pressure setting.



V07



16-004



V06



Technical data

V07

Fluid:

Compressed air

Maximum pressure:

300 psig (20 bar)

Operating temperature:

-30° to 150°F (-34° to 65°C) *

* Air supply must be dry enough to avoid ice formation at temperatures below 35°F (2°C).

Gauge ports:

1/8" PTF with PTF main ports

1/8" ISO Rc with ISO Rc main ports

1/8" ISO Rc with ISO G main ports

16-004

Fluid:

Compressed air and water

Maximum pressure:

300 psig (20 bar)

Operating temperature*:

-30° to 200°F (-34° to 93°C)

*Air supply must be dry enough to avoid ice formation at temperatures below 35°F (2°C).

Repeatability:

± 20% of relief pressure setting

V06

Fluid:

Water and compressed air

Maximum pressure:

400 psig (27.6 bar)

Operating temperature:

Plastic bonnet:

35° to 150°F (2° to 65°C)

Brass bonnet:

35° to 200°F (2° to 94°C)

Gauge ports:

1/8" PTF

Port Size	Model Number	Weight lbs (kg)
1/8"	V07-100-NNKA	0.28 (0.13)
1/4"	V07-200-NNKA	0.28 (0.13)
1/8"	V06-121-NNKA	0.2 (0.09)
1/4"	V06-221-NNKA	0.2 (0.09)

Port Size	5 to 25 psig*	25 to 50 psig*	25 to 75 psig*	70 to 150 psig*	125 to 300 psig*	Weight lbs (kg)
1/8"	16-004-030	16-004-001	16-004-002	16-004-003	16-004-004	0.11 (0.05)
1/4"	16-004-031	16-004-009	16-004-010	16-004-011	16-004-012	0.11 (0.05)

* Pressure relief ranges. Relief valves can be adjusted to pressures in excess of, and less than, those specified. Do not use these units to control pressures outside of the specified ranges.

Materials:

V07

Body: Zinc

Bonnet: Acetal

Valve seat: Polyphenylene

Elastomers: Nitrile

16-004

Body, cap, springrest: Brass

Valve: Brass and nitrile

Regulating spring: Stainless steel

V06

Body: Brass

Bonnet

Standard: Acetal resin

Optional: Brass

Valve seat: Acetal resin

Elastomers: Nitrile

V07 Service Kits

Type	Part number
Diaphragm and valve seat seal	3407-80
Valve seat and valve seat seal	3439-11
Diaphragm seat and seal	3407-19

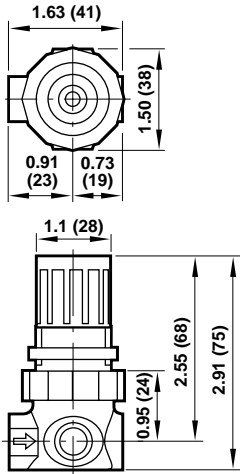
V06 Service Kits

Type	Part number
Valve seat and seal	3439-11
Diaphragm	3440-03

Pressure Relief Valves

V07, 16-004, and V06
Dimensions in inches (mm)

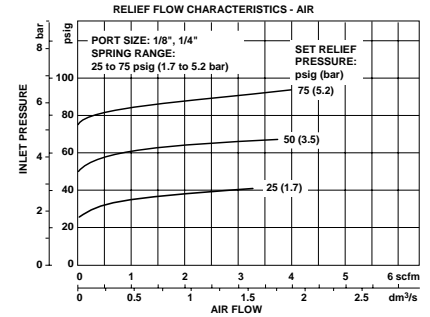
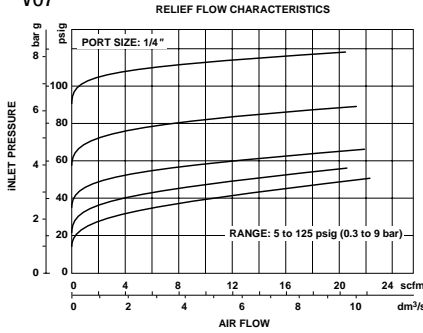
V07



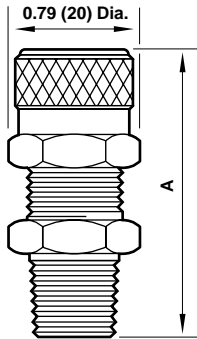
Panel mounting hole diameter: 1.19" (30 mm)
Maximum panel thickness: 0.25" (6 mm)

Typical Performance Characteristics

V07

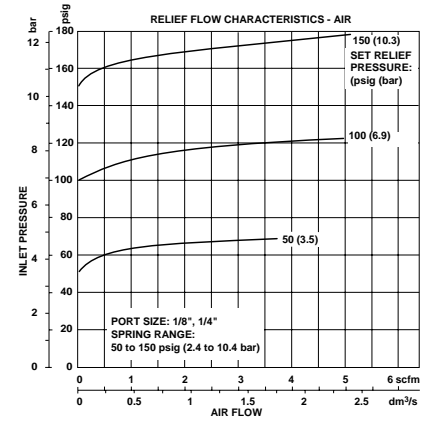
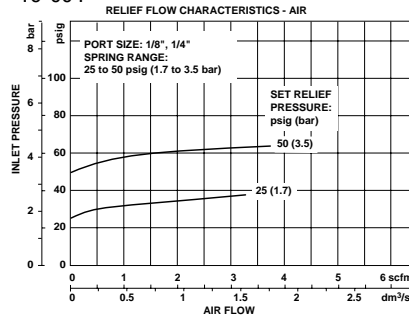


16-004

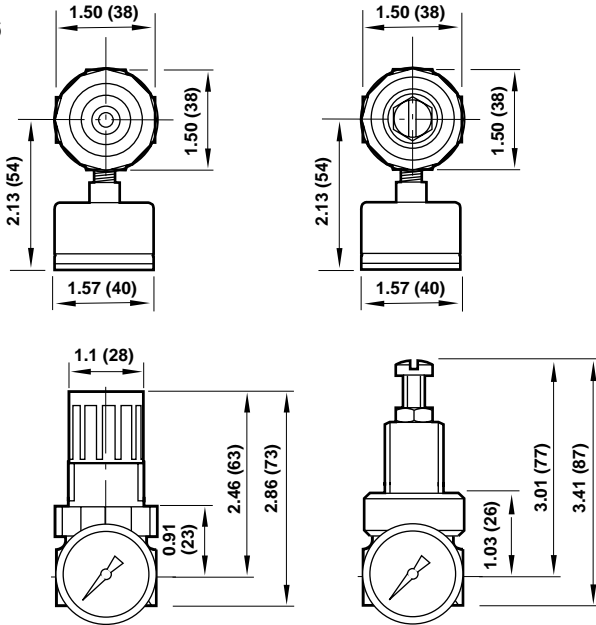


A: 1.56 (62) for 1/8" pipe size
1.75 (44) for 1/4" pipe size

16-004



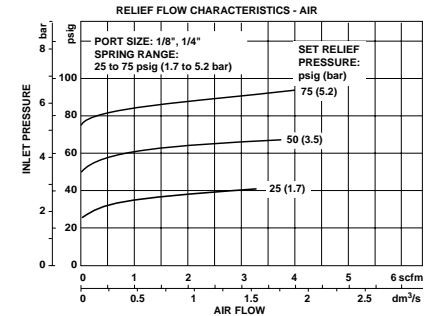
V06



Models with Plastic Bonnet

Models with Brass Bonnet

Panel mounting hole diameter:
Models with plastic bonnet: 1.19" (30 mm)
Models with brass bonnet: 0.81" (21 mm)
Maximum panel thickness: 0.25" (6 mm)



V06

